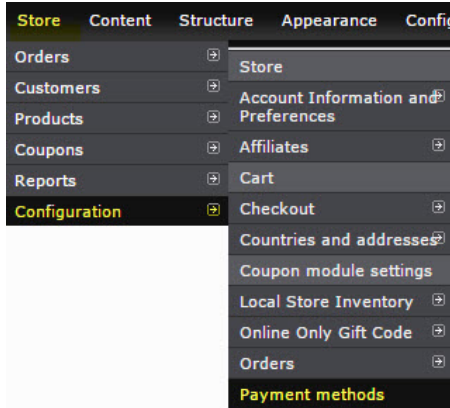


CONFIGURE THE MODULE



PAYMENT METHOD	OPERATIONS
<input checked="" type="checkbox"/> Pay at Store	settings conditions
<input type="checkbox"/> PayPal Website Payments Standard	settings conditions

PayPal e-mail address 2

The e-mail address you use for the PayPal account you want to receive payments.

Currency code

Transactions can only be processed in one of the listed currencies.

PayPal login page language

PayPal server 3

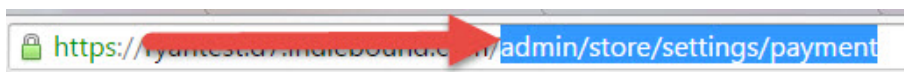
Sign up for and use a Sandbox account for testing.

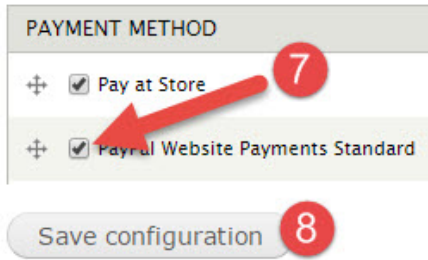
Payment action 4

"Complete sale" will authorize and capture the funds at the time the payment is processed.

"Authorization" will only reserve funds on the card to be captured later through your PayPal account.

5





You have now configured the Paypal module and enabled it as an option for your customers. We recommend you place a test PayPal order to make sure your PayPal is working correctly

NOTES:

- All purchases using Paypal will be handled by your store and Paypal. Your store will be responsible for all payment details, and the transaction will be handled on their interface.
- PayPal cannot be used to purchase eBooks or on orders sent to the wholesaler for fulfillment.

To learn more about processing PayPal orders please review Scenario 6 under ["Fulfilling Orders"](#).