


# Independent Bookstore Day For IndieCommerce and IndieLite

March 22, 2023

Presented by: Courtney Grasso



# Housekeeping

- All attendees are in listen-only mode.
- For any questions during the presentation, use the 'Questions' pane on your GoToWebinar panel.
- This webinar is being recorded and PDF of slides will be available after the presentation.



# IBD 2023 on IC and IL

- Enabled for participating stores by IC staff
- Creates IBD Product Class + IBD-exclusives as products of that class
  - All available metadata, images, titles, prices, and descriptions
- Products not being sold can be unpublished
- Landing page with all exclusives in a booklist
- Pre-built Block w/ IBD logo that links to page w/ exclusives
- Add to Cart button hidden until April 29th
  - Stores can adjust date and time the Add to Cart button appears



# Getting Site Ready For IBD

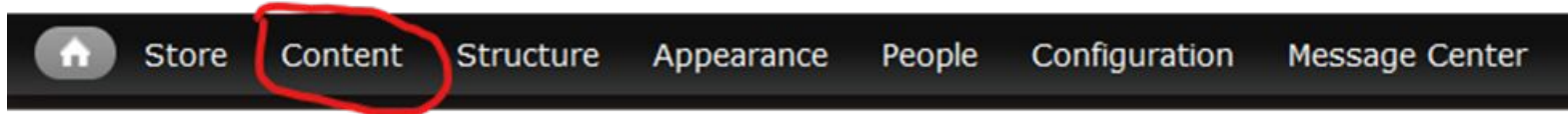
1. Verify Products
2. Not Selling a Particular Item?
3. Customizing IBD Landing Page
4. Placing IBD Block
5. Displaying On-Hand Quantities (IndieCommerce Only)
6. Excluding From Media Mail Shipping (IndieCommerce Only)
7. Set On-Sale Date + Time

Optional: Restrict Quantities Per Order (IndieCommerce Only)

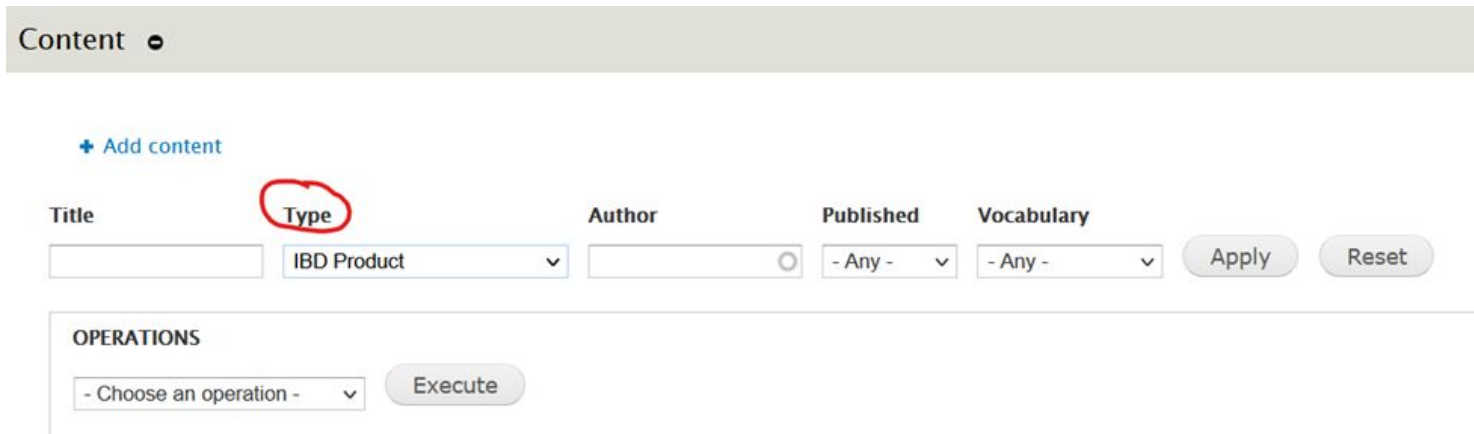


# Verify Products

- Once the feature is enabled, verify the products are available for the store by clicking on 'Content' in the admin toolbar.



- All IBD-Exclusives are of the 'IBD Product' product class. To see the products more easily, filter 'Type' by 'IBD Product'

A screenshot of the Drupal Content management interface. At the top, there is a grey bar with the text 'Content' and a dropdown arrow. Below this, there is a blue link '+ Add content'. The main content area has a table with columns: Title, Type (circled in red), Author, Published, and Vocabulary. Under the 'Type' column, there is a dropdown menu with 'IBD Product' selected. Under the 'Published' column, there is a radio button and a dropdown menu with '- Any -' selected. Under the 'Vocabulary' column, there is a dropdown menu with '- Any -' selected. To the right of the table are two buttons: 'Apply' and 'Reset'. Below the table, there is a section titled 'OPERATIONS' with a dropdown menu showing '- Choose an operation -' and an 'Execute' button.

# Not Selling a Particular Item?

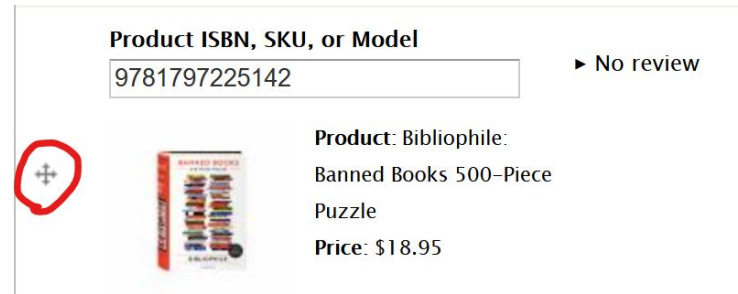
- Stores can 'unpublish' products
- To unpublish a product:
  - Click 'Content' in the admin toolbar and locate the product you need to unpublish
  - 'Edit'
  - Scroll down to the product settings and click 'Publishing Options'
  - Uncheck the box next to 'Published'
  - Save
- This will:
  - Unpublish the product so customers cannot purchase it
  - Remove the product from the landing page's booklist

<b>Product information</b> SKU: 2300816320193, Sell price: \$11.95, Shippable	<input type="checkbox"/> Published
<b>Shipping settings</b>	<input type="checkbox"/> Promoted to front page
<b>Menu settings</b> Not in menu	<input type="checkbox"/> Sticky at top of lists
<b>Book outline</b> Not in book	
<b>Revision information</b> No revision	
<b>Custom Breadcrumbs</b>	
<b>URL path settings</b> Automatic alias	
<b>Meta tags</b> Using defaults	
<b>Authoring information</b> By Anonymous on 2023-03-08 15:17:35 -0600	
<b>Publishing options</b> Not published	

Save Save and continue Preview Delete

# Customizing the Landing Page

- The pre-made landing page can be customized; i.e, adding text or a new image.
- To re-arrange titles on the book list
  - On the IBD landing page, click 'Edit'
  - Scroll down to the 'Books' section
  - Click on the square arrows and drag products into desired order
  - Save changes
- To remove unpublished products from the list
  - On the IBD landing page, click 'Edit'
  - Scroll down to the 'Books' section
  - For any unpublished product, click 'Remove'
  - Save changes



# IBD Block

- Pre-made block, called 'Independent Bookstore Day Block' available to promote event
  - Block has IBD logo image that links to landing page
  - **Cannot be customized\***

\*If you would like to use a different image, a new block is required. Please see documents on Blocks and Images in Appendix slide for more information.

To place the IBD block:

1. Navigate to Structure > Blocks
2. Under the 'Disabled' section, look for 'Independent Bookstore Day Block'
3. Use the drop-down menu in the Region column, select the region you'd like to place the block.
4. Scroll down to save the configuration.



# On-Hand Quantities (IndieCommerce Only)

- Two methods:

- LSI for Non-Books
- Stock feature

If you aren't sure which method your store is using or need assistance with setting this up for IBD, send an email to [staff@bookweb.org](mailto:staff@bookweb.org)!

1. LSI for Non-Books

- Add SKU of IBD products to store's LSI file, along with quantities
- Check LSI settings for IBD product class

2. Stock

- Update product with on-hand quantities using the 'Stock' tab for each product



# Excluding From Media Mail (IndieCommerce Only)

- Some IBD-exclusives are products not eligible for Media Mail
- To prevent customers from selecting Media Mail at checkout for IBD orders:
  - Navigate to Store > Configuration > Shipping Quotes
  - On the shipping method for Media Mail, click 'Conditions'
  - 'Add New Condition'
  - Select 'Check an order's product classes'
  - On the next page, under 'Value', select 'IBD Product'
  - Check box next to 'Negate'
  - Save

If you have an IndieLite site and need to exclude IBD products from media mail, please email us at [@staff@bookweb.org](mailto:@staff@bookweb.org)



# Not Selling Until Specific Date & Time?

- Stores can set a date and a time for the Add to Cart button to appear for the IBD exclusives (no earlier than 4/29/2023, 12:00AM/00:00)
- To change the on-sale date and/or time:
  - Navigate to Store > Configuration > Indie Bookstore Day Settings

The 'Time' setting is based on the time-zone the site is set to. Please check what time-zone your site uses at:  
Configuration > Regional and Language > Regional Settings

[Home](#) » [Administration](#) » [Store](#) » [Configuration](#)

## Indie Bookstore Day Settings ⊙


Indie Bookstore Day 2023 On Sale Date \*

Date	Time
<input type="text" value="2023-04-29"/>	<input type="text" value="00:00"/>
<small>E.g., 2023-03-13</small>	<small>E.g., 15:49</small>

Enter the date when IBD products will become available to purchase.

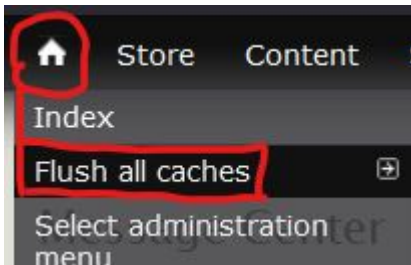
IBD Block: [Click here to configure.](#)

The IBD Block can also be accessed here!



# Checking Changes as Customer

- Double-check all changes to the site as a customer
- Log out of admin account to verify edits, additions, and other changes to IBD content
- If seeing changes when logged in but not when logged out, try clearing the site cache:
  - Hover over the little house button in the Admin toolbar and then select 'Clear all cache'



# Optional: Restrict Quantities (IndieCommerce Only)

- Limit quantity of a custom product that can be added to an order
  - IBD Products are custom products, as they are outside of the book data system.
- To restrict quantity on an IBD product:
  - Click 'Content' and find the product you want to restrict quantities of
  - Go to 'Edit'
  - At the top of the page, select 'Features'
  - On the next page, select 'Restrict Qty' from the drop-down, and then 'Add'
  - Enter a quantity limit and save changes

- Customer cannot adjust quantity in cart
- If attempt to put more than allowable quantity in cart, error message on Cart page.

VIEW EDIT DELETE OUTLINE CONVERT DEVEL

Product Attributes **Features** Stock

TYPE	DESCRIPTION
No features found for this product.	

Add a new feature Restrict Qty Add

SKU  
9781797225142  
This is the SKU of the product that will be restricted to this quantity.

Quantity limit  
0  
The number of times this product can be added to a cart. Set to 0 for unlimited.

Is it a lifetime restriction?  
If checked, user's ordering history will be taken into account too.

Save feature Cancel

# Appendix

- IBD Help Document for IC & IL
- [Independent Bookstore Day Main Page](#)

## Related IC Help Documents:

- [Blocks](#)
- [Images](#)
- [Pages](#)
- [Booklists](#)
- [Menus](#)
- [Links](#)
- [LSI for Non-Book](#)
- [Stock](#)

## Related IL Help Documents

- [Blocks](#)
- [Booklists](#)
- [Images](#)
- [Pages](#)
- [Menus](#)
- [Links](#)